

Name: RAFIYA EHSAL Age/Sex: 03 yrs/female UHID: ~~104220060~~ 105512907 HT No - 660/23

Ward/ Room: OPW/ 509

Date of admission- 17/07/2023 Date of Transplant 3/08/2023 Date of

Discharge: 23/8/23

Height: 95 cm Weight: 12 kg BSA: 0.56 sqm

Blood group - B positive

HLA(21795 B)- 10/10/2022-AIIMS: By PCR-SSO: A(*01,*01); B(*57,*57); C(*06,*06);

DQB1(*04,*04); DRB1(*07,*07); DQA1(*02,*02)

Address Jhansi, Uttar Pradesh, India.

Phone- 7652033575

Diagnosis:

THALASSEMIA MAJOR

Lucarelli class II for Allogeneic PBSCT (Matched Sibling Donor)

No Blood Group Incompatibility (Donor/ Recipient: B positive)

Gender Mismatch transplant (male → female)

Graft Mobilisation: <https://www.childhelpinghand.org/> GCSF Mobilised PBSC

Stem cell dose infused: 6.1×10^6 /kg

Conditioning Protocol : Thiotepa/Treosulfan/fludarabine

Stem cell Infusion : 3/8/23

Engraftment

Neutrophil engraftment : D+14(17/8/23)

Platlet engraftment : D+16(19/8/23)

Febrile Neutropenia(No clinical focus, cultures sterile) -Resolved

No evidence of ACUTE GVHD/SOS

Discharged on D+²⁰ of Allogeneic SCT

Plan :

Twice weekly monitoring of counts

D+ 30 chimerism on 1/9/23

Weekly monitoring of cyclosporin levels and CMV DNA PCR

Weekly OPD followup (Tuesday, HT Clinic)

Brief History:

At 9 months months of age Rafiya's parents noted paleness of child's skin and progressive fatigue. She was evaluated and was detected to have anemia with a hemoglobin less than 5 gm/dl and was given a blood transfusion .An HPLC done at about 1 year 2 months of age outside was suggestive of thalassemia major . After that she developed recurrent anemia requiring transfusion .

O/E : spleen – 1 cm below left costal margins , liver 3 cm below right costal margin
She was initially requiring transfusion once in 3-4 months , by 2 years of age she was requiring transfusion every 2 months and at present she is requiring transfusion once every month .

Transfusion and treatment history-

(A) Transfusion

Patient has been receiving regular transfusion support since 9 months of age. She has received approximately 23 units of PRBC transfusion till date.

(B) Chelation therapy

Her ferritin was being monitored regularly . Her ferritin was below 1000 ng/ml till June 2023 when it became 1260 ng/ml and regular chelation was started .

Consent for procedure :

Counselling of the parents was done in OPD about the illness, plan of treatment and the risks and complications involved in the transplant on the previous day in OPD at presentation and on subsequent followup and again after admission in the ward and informed consent was taken.

<https://www.childhelpinghand.org>

Pretransplant Workup :

S. No	Pre transplant work up	Date	Result
1.	Blood Group	10/3 /2023	B positive
	Allo antibody Screen	10/3/2023	Negative
2.	Complete blood count	27/06/2023	Hb- 10.0, TLC- 8190, N43 , PLT- 4.18 lakhs
3.	Renal function test	12/06/2023	Urea/Creat- 21/0.2 mg/dL, Ca/PO4- 8.5/4.9 mg/dL, UA-4.0, Na/K- 139/ 4.1 mEq/L
4.	Liver function test	12/06/2023	Bil- 0.5 mg/dL, AST/ALT/SAP- 39/91 , TP/Alb/Glo- 7.2/4.3/2.9

5.	Coagulation profile	12/06/2023	PT 13.7 s , APTT 30 s Fibrinogen : 331
6.	FERRITIN	03/01/2023	681 ng/ml
		12/06/2023	1026 ng/ml
	Liver biopsy :	Dated-04/05/23, Acc nos-2330726)	Liver biopsy diffuse iron deposition in hepatocytes and Kupffer cells with no significant fibrosis .
9.	Pediatric pulomonology	05/04/2023	Cleared
10.	Echocardiography Ecg Pediatric cardiology	06/04/2023	LVEF 60% Normal Study, within normal limits Normal Sinus rhythm , QTC /PR - normal Cleared
11.	eGFR by Tc ₉₉ DTPA	27/03/2023	120 ml/min/1.73 sqm
13.	ENT evaluation	01/07/2023	Cleared
15.	Psychiatry evaluation	27/03/2023	Cleared
16.	Dental evaluation	02/07/2023	Cleared
17.	CMV	22/03/2023	IgG -5.7(+) IgM - 0.712(-)
18.	HBV	14/07/2023	HBsAg: Negative
		14/07/2023	AntiHBc IgM and Total : Negative
		20/03/2023	HBV DNA - Not detected
19.	HCV	14/07/2023	Anti HCV Ab: Negative
		20/03/2023	HCV RNA Not detected
20.	HIV 1 & 2	14/07/2023	Negative

<https://www.childhelpinghand.org/>

Hickman planned to be line inserted in SVC/RA junction under fluoroscopy guidance on 27-07-23

Donor

Name: MD RAYAN Age/Sex: 8 yr/Male, UHID:106599131

Blood Group : B Positive weight 18 kg

HLA(21795 B)- 10/10/2022-AIIMS: By PCR-SSO: A(*01,*01); B(*57,*57); C(*06,*06);
 DOB1(*04 *04)- DRB1(*07 *07)- DQA1(*02 *02)

- **CBC** (12/07/2023): Hb- 9.4 g %, TLC- 7200/ μ L, Plt- 2.52 Lakhs/ μ L ANC 2390
- **Biochemistry** (12/07/2023) Urea-14 mg/dl, S.Cr.0.32 mg/dL ,Na/K- 138/4.6 mEq/L TP-7.45, Alb-4.34 g/dL, AST-32, ALT-33, ALP:197,T bil - 0.41
- **Viral Markers** (15/03/23): HIV I & II-Neg, HBSAg- neg, Anti HCV -neg
- **Anti HBc IgM and total** (06/04/2023): negative (lalpath)
- **HBV DNA** (16/07/2023): Neg (lalpath)
- **HCV RNA** (16/07/2023): Neg(lal path)
- **CMV**(16/7/2023) **IgG** -positive 143.20 AU/ml , IgM : Negative 0.16
-

<https://www.childhelpinghand.org/>

HPLC	RAFIYA EHSAL	Rayan (DONOR)	MOTHER	FATHER
HbA0	2.4%	80.9%	83.2%	83%
HbA2	1.5%	5.7%	5.6%	4.6%
HbF	96.1%	1.9%	1.3%	2.9%
INTERPRETATION	Homozygous beta thalassemia	HETEROZYGOUS BETA THALASSEMIA	HETEROZYGOUS BETA THALASSEMIA	HETEROZYGOUS BETA THALASSEMIA

Antimicrobials:

- Piptaz
- Targocid
- Acivir
- Posaconazole

INVESTIGATIONS

CBC

DATE	DAY	HB	TLC	PLATLET	ANC
27/7/23	D-7	9	7630	4.4L	3350
28/7/23	D-6	8.5	8590	3.83L	4000
29/7/23	D-5	8.1	5440	3.5L	3700
30/7/23	D-4	7.2	3520	2.9L	3000
1/8/23	D-2	9.4	2690	2L	2300
3/8/23	D 0	9.8	460	1.3L	380
5/8/23	D+2	6	100	15000	60
7/8/23	D+4	11.9	90	93000	-
9/8/23	D+6				
11/8/23	D+8	9.8	110	<10000	
13/8/23	D+10	8.8	390	15000	20
15/8/23	D+12	7.8	2680	27000	1660
17/8/23	D+14	8.6	2540	37000	1560
19/8/23	D+16	9.2	1630	90000	650
21/8/23	D+18	10.4	2000	94000	670
23/8/23	D+20	9.6	2150	70000	740

<https://www.childhelpinghand.org/>

COMPONENT SUPPORT: 2 SDP, 2 RDP, 2 PRBC

LFT/RFT

DATE	DAY	UREA/CR	CALCIUM	Na/K	T.Bil/Direct	AST/ALT	ALP	CRP
27/7/23	D-7	34/0.3	9.1	135/4.3	1.0/0.3	40/32	179	
30/7/23	D-4	25/0.2	8.4	133/4.3	1/0.4	26/32	136	
2/8/23	D-1	11/0.2	8.8	134/4.6	0.3/0.1	21/31	120	
5/8/23	D+2	21/0.2	8.4	140/3.8	0.5/0.2	22/31	117	
8/8/23	D+5	21/0.2	8.3	138/4.0	0.7/0.2	20/26	121	
10/8/23	D+7	21/0.3	8.4	142/4.1	1/0.4	17/20	119	4.6

File No: 08 / RAN - main (H) / MBS - 2023-24

APP Date - 27/10/23



अ० भा० आ० सं० अस्पताल / A.I.I.M.S. HOSPITAL
बहिरंग रोगी विभाग / Out Patient Department
अस्पताल के अन्दर धूम्रपान मना है। SMOKING IS PROHIBITED IN HOSPITAL PREMISES



HT 653/2022

एकक/Unit
विभाग/Dept.
नाम/Name

रफिया बिहाल
UHID: 05512907
Dept No: 20230243116777
Clinic No: 2023047853

Room / Room

C-509
Unit:
HT CLINIC
Queue No: FB
03/10/2023

रफिया बिहाल
RAFIYA BISHAL
BY SM 241: (F)
DIOMCHE: RASHC
Add: 48C 10, JEE CHOUK, PREVA NAGAR
JHANSI, UTTAR PRADESH, PIN-2, INDIA
Mob: 700116319 Follow Up... Generals: 10 Reporting: 8:30 AM

RPB-091023322-Y 105512907

LC0910231693 105512907

LH0910231117 105512907

RAFIYI

RAFIYAESHAL

निदान/Diagnosis

दिनांक/Date

उपचार/Treatment

27

Day + 63

100 RS

Rx

1 Syr Neomul 0.4 (M)
0.3 (E)

2 Syr Aerovr (100mg/5ml)
5ml s.d

3 Syr A to Z 14/5 mg

4 T Pofaconazole 100mg qd

जारी जमा पर्ची सी.एस.आर.
दिनांक..... 7-4/10/23
केलिंग सहायक के हस्ताक्षर... Kaul

5 Syr Calceox 5ml/d

6 Syr Paracetamol/convn 100 RS

6/10/23
9/10/23
6/10/23

Emylone
4000 U/SC
Three week
Sept
1-4 m/mlr

Amikacin
2-4 mg
1/2 hr

3/10/23



Dr. Manoj Kumar Mahapatra
Professor & Head
Department of Hematology
A.I.I.M.S., New Delhi

ORGAN AND GREEN AIIMS / एस का यही संकल्प, स्वच्छता से काया कल्प
अंगदान-जीवन का बहुमूल्य उपहार / ORGAN DONATION - A GIFT OF LIFE
Q.R.B.O., AIIMS, 26588360, 26593444, www.orbo.org Helpline: 1060 (24 hrs service)

Dr. Manoj Kumar Mahapatra
Professor & Head
Department of Hematology
A.I.I.M.S., New Delhi-110029
Hospital
pravaospital@aiims.gov.in

CR 6 / 10/23 / 10/23

रफिया एशाल



UHID: 105512907
ABHA: 0
Dept No.: 20230213119777
Clinic No.: 1022411653

WHEEL / ROOM

C-509

HT CLINIC

भारत

CPC-131023007 105512907



RAFIYAESHAL

10/10/2023

Queue: F7



10/10/2023 09:42:58

रफिया एशाल
RAFIYA ESHAL
DIAMOND RASHI


21 BANI PUSHT
Add: 20230213119777, 20230213119777
PRADIP, P.O. 1022411653
Mob: 981136599, Follow: @ Rafiya Eshal, @ Rafiya Eshal

The minor

D+70 . post MBH 4116507.

23


RPB-161023155-Y 105512907



LC1610230776 105512907



LH1610230483 105512907



RAFIYAESHAL

Rx

- Syp Neuronal 0.4 ml BD
- Syp Advicor 5 ml BD
- Syp Septoran 55 00 (mlwlf)
- 7. folate 5 mg twice a week
- 7. folic acid 100 mg 00
- Syp Calumex 5 ml 00
- 7. Ambodep 2.5 mg 00
- 7. Erykne 4000 IU
twice a week
- 7. Jumar Lanzol 15 mg 00
- 7. Udiliv 150 mg BD

जारी जमा पर्चो सी.एस.आर.

दिनांक. <https://www.childhelpinghand.org/>

डीलिंग सहायक के हस्ताक्षर...

Csc

LF7

RF7

CsA waf

Conv Pur

x 7 days

11/10/23
13/10/23
17/10/23

fish for xy chimerism

13/10/23

D+73

C/o running nose x 1 day

No fever

No jaundice / No skin rash

No other complaints

In case of fever -> Inform

Report OPD immediately

Adv - Syp Montairide kid 5ml HS x 5 days

डॉ. मुकुल अग्रवाल
Dr. Mukul Aggarwal
सहायक अध्यक्ष / Assistant Professor
रक्त विज्ञान विभाग / Deptt. of Hematology

19



अ० भा० आ० सं० अस्पताल/A.I.I.M.S. HOSPITAL
बहिरंग रोगी विभाग /Out Patient Department
अस्पताल के अन्दर धूम्रपान मना है। SMOKING IS PROHIBITED IN HOSPITAL PREMISES



HT 6 33/2022

एकक/Unit
विभाग/Dept.
नाम/Na

रफिया ए शाल
RAFIYA ESHAL
3Y 5M 24D 11L
D/OMOH/ RASHI
Add: 48C RAJDE CHOUK PREM NAGAR
JHANSI, UTTAR PRADESH, PIN-0, INDIA
Mob: 7007116359 Follow Up... General PO Reporting: 8:30 AM

/O.P.D. R/

RPB-091023322-Y 105512907
LC0910231693 105512907
LH0910231117 105512907
RAFIYA
RAFIYAESHAL

निदान/Diagnosis

दिनांक/Date	उपचार/Treatment
27	Day + 63 R X ① Syr Neomul 0.4 (M) ② Syr Aerwin (100mg/5ml) 0.3 (E) ③ Syr A to Z 1 (M) 1/2 ④ T Rifamycin 100mg 1/d ⑤ Syr Calceos 5ml 1/d ⑥ Syr Paracetamol/conv 1 (M) 1/2

Handwritten notes on the left side of the table:
27/10/23
9/10/23
Erythromycin
100mg 1/2
Three week
September
1-11/10/23
Amikacin
2-5mg
1/2

<https://www.childhelpinghand.org/>

जारी जमा पर्ची सी.एस.आर.
दिनांक..... 7/11/23
डेलींग सहायक के हस्ताक्षर... Kaul



Dr. Mahorajan Mahapatra
Professor & Head
Department of Hematology
A.I.I.M.S. New Delhi

CLEAN AND GREEN AIIMS / एम्स का यही संकल्प, स्वच्छता से काया कल्प
अवदान-जीवन का बहुमूल्य उपहार / ORGAN DONATION - A GIFT OF LIFE
O.R.B.O., AIIMS, 26588360, 26593444, www.orbo.org Helpline: 1060 (24 hrs service)

Dr. Mahorajan Mahapatra
Professor & Head
Department of Hematology
A.I.I.M.S. New Delhi-110027
Hospital
mcaesantia@ip.gov.in

Handwritten signatures and notes at the bottom of the page.

TUESDAY

UHD: 10512907
ABHA: 0
Dept No: 201025118777
Clinic No: 202241455

OPD ROOM
E-509
1st FLOOR
WING
RIPB

CPC-131023007 105512907
RAFIYAESHAL

राफिया एशा
RAFIYA ESHA
DISEASES
10/10/2023
QURUP: F7

10/10/2023
QURUP: F7

The milder

D+70 . for MDS HINDUSTAN

23

RPB-161023155-Y 105512907
LC1610230776 105512907
LH1610230403 105512907
RAFIYAESHAL

Rx

- Syp Neuronal 0.4 ml BD
- Syp Advix 5 ml BD
- Syp Septran 56 00 (M/W/F)
- 7. Folint 5 mg twice a week
- 7. Fosunazole 100 mg OD
- Syp Calumex 5 ml OD
- 7. Ambodep 2.5 mg OD
- 7. Erykex 4000 IU
twice a week
- 7. Jumar Lanzol 15 mg BD
- 7. Udiliv 150 mg BD

जारी जमा पर्ची सी.एस.आर
दिनांक.....
डीलिंग सहायक के हस्ताक्षर.....

<https://www.childhelpinghand.org/>

x 7 days

- Coc
- VF7
- RF7
- CstA leaf
- Cmv for

fish for xy chimerism

13/10/23
D+73
C/o running nose x 1 day
No fever
No jaundice / No skin rash
No other complaints

डॉ. मुकुल अग्रवाल
Dr. Mukul Aggarwal
Associate Professor
Dept. of Hematology

In case of
fever -> Inform
Report OPD immediately

Adv - Syp Montairide kid 5ml HS x 5 days

Q



अ० भा० आ० सं० अस्पताल / A.I.I.M.S. HOSPITAL
बहिरंग रोगी विभाग / Out Patient Department



अस्पताल के अन्दर धूम्रपान मना है / SMOKING IS PROHIBITED IN HOSPITAL PREMISES

TUESDAY

संक्षिप्त विज्ञान



UHID: 105512907
ABHA: 0
Dept No.: 20230240118777
Clinic No.: 2022HT/653

कमरा / Room

G-512
Unit-I

HT CLINIC

मंगल

19/12/2023

Queue: F2



Reporting: 09:57:05

OPR-6

HT-653/22

ब०रो०वि० पंजीकृत सं० / O.P.D. Regn. No.

आयु
Age

पता / Address

राफिया एशाल

RAFIYA ESHAL

DIVOMOH RASHID

3Y BM 100 / F (महिला)

Add: 480 POLICE CHOUKI PREM NAGAR JHANSI, UTTAR PRADESH, Pin 0, INDIA

Mob: 7007436399 Follow Up Patient: General 0

रफ 1

19-12-2023 09:58

निदान / Diagnosis

दिनांक / Date

उपचार / Treatment

18

Thal major Post MSD BMT D+138

Issues - 2 Transfusion post-BMT

details in OPD file

<https://www.childhelpinghand.org/>

- Last Transfusion 5/12/23

- BM repeated, Erythroid Hyperplasia, 6-7 Ringed SB,

- CEA level 12.6

- KFT/LFT not collected

- D+90 Chromosome fall - 91%

Adv D/W Randeep Sir

* Collect D+117 Chimerism as priority & FIU

P70

CLEAN AND GREEN AIIMS / एम्स का यही संकल्प, स्वच्छता से काया कल्प

अंगदान-जीवन का बहुमूल्य उपहार / ORGAN DONATION - A GIFT OF LIFE

O.R.B.O., AIIMS, 26588360, 26593444, www.orbo.org Helpline - 1060 (24 hrs service)



meraaspatal.nhp.gov

* Adm Contd

* ↑ Syp. Neurak 1.2ml - 0 - 1.2ml


* Sij. Erykine 4000 units ^{21/12/23} ^{23/12/23} S/C three times a week

* T. Eltrombopag 75mg Od. (on empty stomach)

* T. me 12 00d

* T. Acivir 200mg BD

* Syp. Septin ⁽¹⁾ <https://www.childhelpinghand.org/>



①
week

R/W in ① week \bar{c} CBC / UFT / LFT / CSA level

month BP

जारी जमा पर्ची सी.एस.आर.
दिनांक... 19/11/23
डीलिंग सहायक के हस्ताक्षर... *Kamb*

* Seru Copper / Zinc / Lead levels → Dept of toxicology
(1/1/10 g ↑ sideroblasts) (Convergence block)

* ~~T. Pyridoxine~~ T. Pyridoxine 25mg Alternately day
① tab L ② weeks

वरिष्ठ रेजिडेंट / Senior Resident
अधिर विज्ञान विभाग / Deptt of Hematology,
आर.जी. नई दिल्ली-29/A.I.I.M.S New Delhi-28



अ० भा० आ० सं० अस्पताल
बहिरंग रोगी विभाग / O

LH1001240834 105512907



RAFIYAESHAL

RPB-100124255-Y 105512907

LC1001241256 105512907



RAFIYAESHAL

उपचार विभाग



UHID: 105512907
Dept No.: 20230240118777
Clinic No.: 2022HT/853

C-512
Unit-I

HT CLINIC

मंगल

OPR-6

P.D. Regn. No. HT 653/2022

एकक/Unit

विभाग/Dept.

नाम/Name

राफिया एशाल

RAFIYA ESHAL

D/D/MOHD RASHID

3Y 9M 17D / F (महिला)

Add: 480 POLICE CHOUKI PREM NAGAR, JHANSI, UTTAR

PRADIESH, Pin 0, INDIA

Mob: 7007436399 Follow Up Patient: General 0

26/12/2023

Queue: F5



Reporting: 10:41:51

LH1501240902 105512907



LC1501241400 105512907



RAFIYAESHAL

निदान/Diagnosis

B-7m - Post MSD - BMT D+146

दिनांक/Date

27

उपचार/Treatment

wt = 14.4 Kg.

Issues: active & playing

None as such

≅ D+120 chimerism awaited

? transfusion dependency,

Bm%lo BS cell 6%

<https://www.childhelpinghand.org/>

Day + 90 91.45%

Advice:

Syp Neuronal 1.5 ml BD

क्यापानी पिजिये

K-blind sachet

Inj Erykine 4000 IU etc

Eltrombopag 75mg

ME -12

26/12/23

Thrice weekly 21/23

(दाली एट) 00

28/12/23
30.12.23

CBC
RFI
LFT

Senior Resident
Dr. [Signature]
Senior Resident
Dept of Hematology
AIIMS New Delhi

T. Aciviz 20mg BD
CLEAN AND GREEN AIIMS


अंगदान-जीवन का बहुमूल्य उपहार / ORGAN DONATION - A GIFT OF LIFE
O.R.B.O., AIIMS, 26588360, 26593412 www.orbo.org Helpline - 1060 (24 hrs service)

मेरा अस्पताल
My Hospital
meraaspatal.nhp.gov

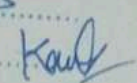



Syp Septan 5ml once on Mon/Wed/Friday

R/w Electrolyte report


26/12/2023

डॉ. प्रदीप कुमार
Dr. Pradeep Kumar
सहायक प्राध्यापक / Assistant Professor
रक्त विज्ञान विभाग / Deptt. of Hematology
आर.आर. नई दिल्ली A.I.I.M.S., New Delhi-2.

जारी जमा पर्ची सी.एस.आर.
दिनांक..... 26/12/23
डीलिंग सहायक के हस्ताक्षर... 

02/01/24 1730h . Kt: 5.8
Ecy: HATT waves +
on CSA
Requires urgent management
of hyperkalemia.
Referred to Pediatric Emergency
for stabilization & further
management. 
SR Hematology

राधर विज्ञान.	कमरा / Room
UHID: 105512907 Dept No.: 20230240118777	C-512 Unit-1
Clinic No.: 2022HT/653	HT CLINIC
	मंगल
राफिया एशाल RAFIYA ESHAL DIOMCHD RASHID 3y 8M 23D / F (महिला) Add: WARD POLICE CHOUKI PREM NAGAR JHANSI UTTAR PRADESH, Pin 0, INDIA Mob: 7007436392 Follow Up Patient Gender: 0	02/01/2024 Queue: F3  Reporting: 09:56:47

D + 152

<https://www.childhelpinghand.org/>

Chimeris report
Awaited

- No elo grid
- CSA level not done
- Kt report N/A

9
Hb-6.5 → to Jangue
irradiated / LD PRSC
HDC

Adw

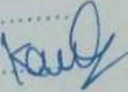
Syp. keoral
1.5 ml BD
Syp. eugline 4000gr
Stc 3/7 days

T. eltrombopag 75mg od
T. Zincovit 1/2 tab OD
T. Activir 200mg BD
T. Septan ① keoral M/NF
BD

① week

chart clear

Adw

- CSA level जारी जमा पर्ची सी.एस.आर.
दिनांक..... 2/1/24
डीलिंग सहायक के हस्ताक्षर... 
- F/U Kt
- F/U chimeris.
- Syp. montair Lc Kid

(Pediatric) SWE HD 0.0
x 3 day

(5mg/day) Senior Resident
रक्त विज्ञान विभाग / Deptt. of Hematology,
आर.आर. नई दिल्ली A.I.I.M.S., New Delhi-2

R/w in ① week



अ० भा० आ० सं० अस्पताल / A.I.I.M.S. HOSPITAL
बहिरंग रोगी विभाग / Out Patient Department



अस्पताल के अन्दर धूम्रपान मना है। / SMOKING IS PROHIBITED IN HOSPITAL PREMISES

शरीरमार्चं चतुर्धर्मस्य

OPR-6

एकक/Unit _____
विभाग/Dept. _____

रोगी सं/पंजीकृत सं/O.P.D. Regn. No. _____

नाम/Name	पिता/पुत्र/पत्नी/पुत्री F/S/W/D of	लिंग Sex	आयु Age	पता/Address
Rafiya	3/F			1055/2907 7652033575

निदान/Diagnosis

दिनांक/Date
3/1/24

उपचार/Treatment

Day 153.
Allogenic BMT for thalassaemia

Issue hypokalemia
<https://www.childhelpinghand.org/>

? cyclosporine withdrawal.
Septren:
Adv

Hold Cyclosporin
for today / Septren

① Neb \bar{c} Salbutamol.
2.5ml QID X 3d.

② Powda k-bind.
Sachet 1/day.

③ T Eltrombopag 75mg OD

res
25/
ST
F.



CLEAN AND GREEN AIIMS / एम्स का यही संकल्प, स्वच्छता से काया कल्प
अंगदान-जीवन का बहुमूल्य उपहार / ORGAN DONATION - A GIFT OF LIFE
O.R.B.O., AIIMS, 26588360, 26593444, www.orbo.org Helpline - 1060 (24 hrs service)



Summary

Dept of Hematology
AIIMS New Delhi

- ④ T ME-12 OD
- ⑤ ↑ Azimi 200mg BD
- ⑥ R/A 4/1/24 ~~see~~ KFT (Potassium)

Swat

4/1/24.

Day 154 of Allogenic BMT.
c/dho Rishi Sw

Issue → Cough / URI
<https://www.childhelpinghand.org/>

Chest → Clear

Hypokalemia
Adv

Respiratory

① Viral PCR / COVID 19. / Chest X Ray

② Neb + asthalin BID

Needs Admission

③ Syp Cyclosporines ~~and~~ 0.75ml BD

Private ward

④ Powder K Bind 15gm OD

R/A

⑤ T. Eltrombopag 75mg OD

⑥ ↑ Azimi 200mg BD

Dr. Tulika Seth
Professor
Department of Hematology
A.I.I.M.S., New Delhi-110029

⑦ S/P Montain LC (hid) 5mg OD

Refylo Emergent hemat.

⑧ Syp PCM 250mg OD

⑨ Syp T-sept

Handwritten: Hemato

Handwritten: 105512907

DEPARTMENT OF HEMATOLOGY, AIIMS, NEW DELHI

Name	Rafiya Eshal	Age/ Gender	3 years/ Female
UHID	105512907	CR No	H-547270-24
Date of Admission	05 Jan 2024	Date of Discharge	09 Jan 2024
Ward	C2/ 19	Phone Number	7007436399
Address	480, Police Chouki, Prem Nagar Thana, Jhansi, Uttar Pradesh		

A. Diagnosis:

1. ACUTE RESPIRATORY INFECTION: LIKELY VIRAL

2. THALASSEMIA MAJOR: LUCARELLI CLASS II (for ALLOGENEIC PBHSC T MSD)

POST-ALLOGENEIC HEMATOPOIETIC STEM CELL TRANSPLANT

DONOR: ELDER SIBLING - BLOOD GROUP COMPATIBLE; GENDER MISMATCH

TRANSPLANT

DATE OF TRANSPLANT: 03 AUGUST 2023

LINE-RELATED INFECTION: OCTOBER 2023 – *Acinetobacter baumannii*

B. Brief History:

This 3-year-old girl child underwent matched sibling donor hematopoietic stem cell transplant (primary disease: Thalassemia major) on 03 Aug 2023.

She presented on 04 Jan 2024 with complaints of fever- moderate grade, dry cough, nasal congestion of 1 day's duration. There was no associated dyspnea, expectoration, wheezing, hemoptysis, chest tightness, chest pain, lethargy, poor feeding, rash, high coloured urine with yellowish discolouration of eyes. She was admitted with the symptoms and evaluated.

C. Examination:

<https://www.childhelpinghand.org/>

Weight: 14 kg

At admission: conscious, alert, oriented to time, place, and person

Pulse: 148/min; BP: 92/ 50 mm of Hg; Resp Rate: 46/min; SpO2: 92% at room air → 98% with O2 by face mask @ 2L/min

Pallor: present; No icterus/ edema/ cyanosis/ lymphadenopathy

Abdomen: Soft, liver/ spleen not palpable

Respiratory System: normal vesicular breath sounds over all lung fields; diffuse polyphonic wheeze all over lung fields present; no other adventitious sounds heard

CVS: S1, S2 heard normally; no S3/ S4/ murmur/ muffled heart sounds

NS: Both pupils reactive to light: both direct and consensual; no focal neurological deficit

D. Baseline investigations: 04 Jan 2024

Hb: 6.5 g/dL; TLC: 5480/μL; N65.7 I24 M7.9 E2 B0.4; ANC: 3600/μL; Plt: 407,000/μL

Urea/ Creat: 28/ 0.5 mg/dL; UA: 5.0 mg/dL; Na/K: 135/4.8 mmol/L; Ca/ PO4: 8.7/ 5.0 mg/dL

S Bil (Tot/ Dir): 2.38/ 1.34 mg/dL; AST/ ALT/ ALP: 73/ 66/ 181 U/L; S Tot Prot/ Alb/ Glob: 8.5/ 4.2/ 4.3 g/dL

RT-PCR for SARS CoV2: negative; RT-PCR for Influenza-A/B: negative

E. Investigations during hospitalization:

HRCT Chest (06/01/2024): Reported normal (provisionally), final report pending

HIV/ HBsAg/ anti-HCV: negative; CRP: 1.7 mg/L (08/01/2024); Procalcitonin: 0.05 ng/mL (08/01/2024)

S Galactomannan: report awaited; CMV DNA PCR (08/01/2024): report awaited

DEPARTMENT OF HEMATOLOGY, AIIMS, NEW DELHI**F. Course of illness during admission:**

The patient was admitted with acute febrile illness and hypoxia. On evaluation, she was found to have anemia and there was presence of diffuse lung wheeze. She was managed with empirical antibiotics, nebulization with salbutamol, oxygen supplementation, and Irr PRBC transfusion on 06 Jan 2024.

HRCT chest was done which has been provisionally reported as normal. RT-PCR for SARS Cov2 and Influenza viruses was negative on two occasions - RT-PCR for respiratory virus panel was sent - report is awaited.

Serum procalcitonin was normal, and serum galactomannan report is awaited. She gradually responded to therapy with normalization of oxygen levels at room air and absence of fever. Ciclosporine was increased to 1.1 ml PO q12h during rounds after discussion with rounding consultant (from 07 Jan 2024 evening dose)- levels are planned to be sent on 10 Jan 2024.

She is presently asymptomatic, vital parameters are stable, and is being discharged in the present condition.

G. Condition at discharge:

She is presently asymptomatic, vital parameters are stable, and is being discharged in the present condition.

Investigations:

Hb: 9.1 g/dL; TLC: 4270/ μ L; N46 L32 M12 E4 My03 MM03; Plt: 309,000/ μ L; ANC: 1964/ μ L
Urea/ Creatinine: 17/ 0.4 mg/dL; Na/K: 138/ 5.7 mmol/L; Ca/ PO_4 : 8.9/ 5.9 mg/dL; Uric Acid: 2.0 mg/dL;
S Bil (Tot/ Dir): 2.27/ 1.27 mg/dL; Alb/Glob: 3.4/ 3.7 g/dL; AST/ ALT/ ALP/ LDH: 48/ 74/ 138/ 282 U/L
Vit D3: 6.61 ng/mL (N: 10-44); Ferritin: 4812 ng/mL; CRP: 1.7 mg/L

H. Advice at discharge:**1. Drugs:**

- <https://www.childhelpinghand.org/>
- Syp Neo-oral (100 mg/ml) 1.1-0-1.1
 - Tab Eltrombopag 75 mg 1-0-0 (to stay empty stomach 2 hrs before and after the drug)
 - Tab Acyclovir 200 mg 1-0-1
 - Tab Fluconazole 100 mg 1-0-0
 - Syp Montair LC 0-0-2.5 ml
 - Nebulization with Salbutamol (5 mg/ ml): 20 mg (4 ml) over 30 min 1-1-1-1
 - K-bind powder 15g PO 1-0-0
 - Vitamin D3 sachet: 60,000 IU per week for 6 weeks (to be taken after mixing with milk or curd)
 - Syp Augmentin 5ml 1-1-1 for 3 days (till 12 Jan 2024)

2. Transfusion support from HDCC to keep Hb >8.0 g/dL and platelet > 10,000/ μ L (only irradiated blood products to be transfused)

3. Review at Hematology - OPD ('C' Wing, 5th Floor, New RAK OPD) on 11 Jan 2024 with fresh CBC, KFT, LFT, and ECG reports; also reports of S Galactomannan, CMV DNA PCR, RT-PCR for Respiratory viruses family extended panel, HRCT chest and S Ciclosporine level) to be done on the morning of 10 Jan 2024).

Consultant: Dr M Mahapatra, Dr Tulika Seth, Dr Rishi Dhawan, Dr Pradeep Kumar, Dr Mukul Aggarwal

Senior resident in charge of patient: Name: Dr Swapnil/ Dr Neelabh

AIIMS
9/1/24 (10)



बलि रजिस्ट्रार/Senior Resident
रक्त विज्ञान विभाग/Dept. of Hematology
अ.भा.भा.सं., नई दिल्ली/AIIMS, New Delhi-20

2

प्रयोगशाला कायचिकित्सा विभाग
DEPARTMENT OF LABORATORY MEDICINE
रूधिर विज्ञान
HEMATOLOGY

L-203
Kpw
204

अखिल भारतीय आयुर्विज्ञान संस्थान, अन्सारी नगर, नई दिल्ली-110029
All India Institute of Medical Sciences, Ansari Nagar, New Delhi-110029

नाम/Name **RAFIYA ESHAL** आयु/Age **3y** लिंग/Sex **F**

UHID No. **105512907** Consultant **Dr Rishi**

Ward/OPD **C2-19** Unit/Bed No.

Date/Time **08.01.21**

Nature of Anticoagulant : **EDTA** / Citrate / Heparin / Nil

Diagnosis / History **Shal post sus m/c** Signature of Doctor **CBC/PS**


Previous Lab. Ref. No. **0+158** Time of Receipt

Today's Lab. Ref. No.

INCOMPLETELY FILLED FORM IS NOT ACCEPTABLE

#EOS	0.51	(0 - 0.8)	10e3/ μ L
#LYMPH	1.61	(0.9 - 5.2)	10e3/ μ L
#MONO	0.20	(0.16 - 1)	10e3/ μ L
#BASO	0.03	(0 - 0.2)	10e3/ μ L
#RETIC	11.9	(22 - 139)	10e9/L
ANISO			
MICRO		+	
MACRO		++	
HYPO		+++	
LS		+	
BLASTS		++	

<https://www.childhelpinghand.org/>



Tel:- $4.27 \times 10^3/\mu$

Dx:- MY-03 MM-08

N-46, L-32, M-12%
S10-4%



अ० भा० आ० सं० अस्पताल / A.I.I.M.S. HOSPITAL बहिरंग रोगी विभाग / Out Patient Department



ATED IN HOSPITAL PREMISES

राष्ट्रीय चिकित्सा विभाग
 एकांक/उ
 विभाग/ए

राष्ट्रीय चिकित्सा विभाग
 एकांक/उ
 विभाग/ए

कमरा / ROOM
 C-512
 Unit-I
 HT CLINIC
 भंग



UHID: 105512907
 ABHA: 0
 Dept No.: 20230240118777
 Clinic No.: 2022HT/653

राफिया एशाल
 RAFIYA ESHAL
 D/O M/D RASHID
 37 SMTO / F (राफिया)
 Add: 480 POLICE CHOKI PREM NAGAR JHANSI, UTTAR
 PRADESH, Pin 201002
 Mobile: 9702414309 Follow Up Patient: General: 0

18/01/2024
 Queue: F6



OPR-6
 HT 653/2022
 वे० पंजीकृत सं०/O.P.D. Regn. No.

RPB-220124193-Y 105512907 address



LC2201240784 105512907



LH2201240419 105512907



RAFIYAESHAL

निदान/Diagnosis

दिनांक/Date

14

Day + 180

उपचार/

loss of
graft
Chimerism 53-L

16.1.2024

<https://www.childhelpinghand.org/>


Alternate day

For 1 week

16/1/24

- (1) Inj Enkevin 4000 IU
- (2) Eltrombopag 75 mg on
- (3) Cyclosporin 0.9
- (4) Sy zincovit 1/2 tspn daily
- (5) K Bird 1 sachet daily
- (6) Acin 200 BD
- (7) Sy Septha 1 tspn ~~BD~~ 9 M W F


LH2701240875 105512907



LC2701241354 105512907



RPB-270124322-Y 105512907



RAFIYAESHAL

1 2 weeks

- chimerism
 - Co levels
 - CBC
 RFT, LFT

जारी जमा पर्ची सी.एस.आर.

दिनांक.....16/1/24.....

डीलिंग सहायक के हस्ताक्षर.....

Tuli -

Dr. Tulika Seth
Professor

Department of Hematology
A.I.I.M.S., New Delhi-110029

मेरा अस्पताल

My Hospital
meraaspatal.nhp.gov.in



परीक्षा केंद्र



UHID: 105512907
ABHA: 0
Dept No.: 20230240118777
Clinic No.: 2022HT653

परीक्षा कक्षा

C-512

HT CLINIC

परीक्षा

23/01/2024

Queue: F7

राफिया एशाल

RAFIYA ESHAL

DIAMOND RASHID

31 3M 14C / F (महिला)

Add: 480 POLICE CHOUK PREM NAGAR, JHANSI, UTTAR PRADESH, PIN-0, INDIA

Mob: 7007436399 Follow Up Patient General



Reporting: 10:37:21

Chemistry

30 - 100%
60 - 99.8%
90 - 91.45%
118 - 53.2%

Date of Allo uscr
3/8/24

19

Thalassemia major

167

Day + 174 of Allogeneic uscr

- Issue →
- 1) Transfusion dependence
 - 2) Raised Cyclosporin level
 - 3) Raised potassium.

Adv

<https://www.childhelpinghand.org/>

ECG

ADU

CBC / KFT / LFT

recheck S ket

25/1/2024

St Jude's HIS help with

Dr. Tulika Sethi

Professor
Department of Hematology
A.S. New Delhi 110029

3 days

- 1) k Bind sachet 15gm/d.
- 2) ^{an} ^{25/1/24} ^{for} ^{25/1/24} EPO (Eprex) 4000 IU alt day
- 3) T Et. thrombopag 75mg OD Restart at
- 4) Hold cyclosporin → 2 dose → 0.6 ml
0.7 ml
- 5) Syp Zincovit 1/2 tsp OD
- 6) T. Acimi 200mg BD
- 7) Septon sc mlw/r
- 8) Neb E asthalin 6/6/4.
- 9) Transfusion Syppt from ADU
- 10) Cyclosporin levels ADU

(Thursday)

Senior Resident
Dr. Rishabh Kumar / Deptt of Hematology
A.S. New Delhi 110029



अ० भा० आ० सं० अस्पताल / A.I.I.M.S. HOSPITAL
बहिरंग रोगी विभाग / Out Patient Department



TUESDAY

रुधिर रिजान
UHID: 105512907
Dept No.: 202302401187**
Clinic No.: 2022H47853

कमरा / Room
C-512
Unit-I

AL PREMISES

HT CLINIC

OPR-6

एकक / Unit

विभाग / Dept.

नाम / Name

राफिया एशाल
RAFIYA ESHAL
DIOMOH RASHID
30/01/2024
Queue: F9
Add: 480 POLICE CHOWKI PREM NAGAR JHANSI UTTAR
PRADESH, PINO, INDIA
Mob: 7007436399 - Follow Up Patient General 0

30/01/2024
Queue: F9

I.P.D. Regn. No.

HT-653/22

पता / Address



Reporting 10:11:22

निदान / Diagnosis

Thal. myeloc Day +195 of
उपचार / Treatment
MSD HSCT

दिनांक / Date

17

Issue:- Graft failure.

No File.

Despite multiple times searching

<https://www.childhelpinghand.org/>

D +118 chimemism = 53.1%

Getting Monthly PRBC Transfusion
(Reviewed vs PRBC Transfusions
after HSCT)

Day +167 chimemism - Awaited.

cdlw Dr Mahapatra

- Plan:-
- ① Gradual tapering of GSA
 - ② Cont. Im. Epo & EPAH.



CLEAN AND GREEN AIIMS / एम्स का यही संकल्प, स्वच्छता से काया कल्प

अंगदान-जीवन का बहुमूल्य उपहार / ORG 21 DONATION - A GIFT OF LIFE

O.R.B.O., AIIMS, 26588360, 26593444, www.orbo.org Helpline - 1060 (24 hrs service)



meraasptal.nhp.gov.in

9.3 / 4150 / 3L

GA = 120.

NGSL21

V/GC/Na/K⁺ = 46/0.6/140/5

TB/DB/OT/PT = 0.6/0.3/36/33.

13/2/24

3wks

① Im. EPO (Eprex) 4000 IU s/c AD

② T Etrambopag 75mg OD

③ Syr Cyclosporine 0.8 / 0.7

④ Syr Zincovit 1/2 tsf M.

⑤ T Aspirin 200mg PM

⑥ T Septeran ss m/w/F (LD)

⑦ Transfuse only Irradiated PRBC to keep Hb > 9

<https://www.childhelpinghand.org/>

R/A 2wks = CBC/UT/RFT/CycloSporene 1wks.

f

जारी जमा पर्ची सी.एस.आर.

दिनांक 30/1/24

डीलिंग सहायक के हस्ताक्षर. Kaul

RPB-120224054-Y 105512907

LC1202240160 105512907

RH1202240039 105512907

RAFIYAESHAL

वरिष्ठ रजिडेंट, Senior Resident
धिर विज्ञान विभाग/Dept of Hematology
आर म नई दिल्ली-29/ALLMS New Del



ALL INDIA INSTITUTE OF MEDICAL SCIENCES
Department of Transplant Immunology & Immunogenetics
Tel: 26594638, 26594463 Fax: (91-11) 26588663
Email: deptofimmunology2015@gmail.com

CLINICAL IMMUNOGENETICS LABORATORY

Post HSCT Chimerism Monitoring Report

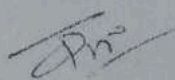
Patient Information		Hospital Record	
Patient	: Rafiya	HLA No	:
Age/Sex	: 3 Y/F	Reg No	: C 332
Diagnosis	: Thal. Major	BMT No	:
Date of HSCT	: 03/08/2022	Hospital	: AIIMS, Delhi/Hematology
Address	: Jhansi, UP	Physician I/C	: Dr. Pradeep Kumar
Mobile No.	: 7007436399		
Donor Information			
Donor	: Rayan		
Age/Sex	: 8/M		
Relation	: Brother		


Post transplant Sample No.	Date of Sample Collection	+Day (+D) post transplant	Chimerism
R-1	29/08/2023	+30 days	100 %
R-2	30/09/2023	+30 days	99.8 %
R-3	30/10/2023	+90 days	91.45 %

* The testing is performed by sequence based protocol using whole blood.

5 out of 15 STR informative markers was used for calculation.

Date: 05/12/2023


Faculty
(Dr. Uma Kanga)


Head of the Department
(Prof. D K Mitra)



Central R.I.A Facility (C.R.I.A), Room No-5010
 DEPARTMENT OF REPRODUCTIVE BIOLOGY
 ALL INDIA INSTITUTE OF MEDICAL SCIENCES (NEW DELHI)

UHID:	105512907	Sex :	Female
Patient Name :	Miss RAFIYA ESHAL	Sample Received Date :	12/02/2024 08:47 AM
Age :	3 years 10 months 3 days	Department :	Hematology
Unit Name :	Unit-I	Unit Incharge :	Dr. Manoranjan Mahapatra
Lab Name:	Reproductive Biology	Lab Sub Centre:	Reproductive Biology (Main Building 2nd floor Room No.2090)
Reg Date :	09/08/2021 11:01 AM	Sample Collection Date:	12/02/2024 08:06 AM
Report Generated Date:	12/02/2024 01:02 pm	Dept / IRCH No:	20230240118777
Recommended By:		Lab Reference No:	08

Sample Details : RPB-120224054-Y <https://www.childhelpinghand.org/>

Report

Test Name	Result	Comment	Normal Range
Cyclosporin	159.3		0.00-0.00

Over All Comment :

Authorised Signatory
 Dr.Surabhi Gupta

Verified By
 sunilab



अखिल भारतीय आयुर्विज्ञान संस्थान, नई दिल्ली
All India Institute Of Medical Sciences, New Delhi

UHID: 105512907 Sex: Female
Patient Name: Miss RAFIYA ESHAL Sample Received Date: 12-Feb-2024 10:00 AM
Age: 3Y 10m Department: Hematology
Lab Name: Dept of Laboratory Medicine Lab Sub Centre: Smart Lab New OPD Block
Reg Date: 12-Feb-2024 10:00 AM Sample Collection Date: 12-Feb-2024 08:07 AM
Recommended By: Dr. Manoranjan Mahapatra Lab Reference No: 2413548816

Sample Type: Whole Blood

Sample Details: LH1202240039

Report

HEMATOLOGY

Test Name (Methodology)	Result	UOM	Reference
Hb (SLS-photometry)	13.00	g/dL	11.0 - 14.0
Hematocrit (Direct Measure)	38.10	%	34 - 40
RBC count (Impedance)	4.43	$10^6/\mu\text{L}$	4.0 - 5.2
WBC count (Fluo. flow cytometry)	4.97	$10^3/\mu\text{l}$	5.0 - 15.0
Platelet count (Impedance)	342.00	$10^3/\mu\text{L}$	200 - 490
MCV (Calculated)	86.00	fL	75 - 87
MCH (Calculated)	29.30	pg	24 - 30
MCHC (Calculated)	34.10	g/dL	31 - 37
RDW-CV (Calculated)	14.00	%	11.6 - 14
Neutro (Fluo. flow cytometry)	23.30	%	30-60%
Lympho (Fluo. flow cytometry)	4.00	%	29-65%
Eosino (Fluo. flow cytometry)	7.40	%	1-4%
Mono (Fluo. flow cytometry)	1	%	2-10%
NRBC	0.60	%	0-1%
Baso (Fluo. flow cytometry)	3.21	$10^3/\mu\text{l}$	1.5-8.0
Neutro - Abs (Calculated)	1.16	$10^3/\mu\text{l}$	6.0-9.0
Lympho - Abs (Calculated)	0.20	$10^3/\mu\text{l}$	0.1 - 1.0
Eosino - Abs (Calculated)	0.37	$10^3/\mu\text{l}$	0.2 - 1.0
Mono - Abs (Calculated)	0.03	$10^3/\mu\text{l}$	0.02 - 0.1
Baso - Abs (Calculated)			

<https://www.childhelpinghand.org/>

-----End of Report-----

Dr. Sudip Kumar Datta
(Biochemistry & Immunoassay)

Dr. Tushar Sehgal
(Hematology & Coagulation)

Dr. Suneeta Meena
(Serology)

Dr Tushar Sehgal DM
(Hematopathology)
12-Feb-2024 11:38



LABORATORY TEST REPORT

Patient Name : Miss RAFIYA ISHAL
Age/Gender : 4 Year(s) / Female
Sample/SID : WB - EDTA / 2283677
Ref.Doctor :
Ref.Customer :



Patient Id : 1344039
Ordered By : JHANSI007
Sample Drawn Date : 2024-02-08 00:00
Sample Regn Date : 2024-02-08 12:12
Sample Report Date : 2024-02-08 16:33

HEMATOLOGY

TEST DESCRIPTION	RESULT	UNITS	BIOLOGICAL REFERENCE RANGES
Complete Blood Count			
Automated 5 Part Analyzer			
Hemoglobin	7.50	g/dL	11.5 - 15.5
RBC Count	2.56	10 ⁶ /μL	4.0 - 5.2
Total Leukocyte Count	5.14	x1000/μL	5.0 - 15.0
Hematocrit	21.6	%	34 - 40
MCV	84.3	fL	75 - 87
MCH	29.3	pg	24 - 30
MCHC	34.7	g/dL	31 - 37
RDW-CV	15.2	%	11.6 - 14.5
Platelet Count	480	10 ³ /μL	200 - 490
Differential Counts %			
Neutrophils %	60.5	%	30-53
Lymphocytes %	33.7	%	27-57
Monocytes %	4.2	%	04-07
Eosinophils %	3.8	%	01-08
Basophils %	1.3	%	0-02
Differential Counts Absolute			
Absolute Neutrophil Count	3.10	10 ³ /μL	1.5-8.0
Absolute Lymphocyte Count	1.55	10 ³ /μL	6.0-9.0
Absolute Monocyte Count	0.22	10 ³ /μL	0.2 - 1.0
Absolute Eosinophil Count	0.20	10 ³ /μL	0.04-0.66
Absolute Basophil Count	0.07	10 ³ /μL	0-0.1

<https://www.childhelpinghand.org/>

Jasneet Kaur

Dr Jasneet Kaur
MD, Pathology, FRCPATH UK



S.K. Roosia

Dr S.K Roosia
MBBS MD



DEPARTMENT OF HEMATOLOGY

हिमेटोलोजी विभाग

ALL INDIA INSTITUTE OF MEDICAL SCIENCES

अखिल भारतीय आयुर्विज्ञान संस्थान

ANSARI NAGAR, NEW DELHI - 110029

अंसाारी नगर, नई दिल्ली-११००२९

TELEPHONE : 011-26594670

Additional Estimate

Date.....

दिनांक

13/2/24

TO WHOM IT MAY CONCERN

This is to certify that

Patient Name

Rafiya Eshal

Age :

4y

Gender :

F

S/o/D/o/W/o

Mohd Rashid

UHID No.

105512907

is suffering from Diagnosis

Thypanemia post BMT

and is under treatment from Department of Hematology, AIIMS.

Post BMT Immunosuppress

It is proposed to treat the patient with Chemotherapy/Immunomodulation/Bone marrow transplantation/Other therapy. This treatment is potentially life saving for a serious hematological illness. The family is poor and cannot afford the treatment.

+ Growth factors

The approximate cost of the total treatment amount to Rs. <https://www.childhelpinghand.org/> - An approximate breakdown is given under the subheadings listed below. The cost under one subheading may exceed the projected estimate and the excess would then be used from the other subheading.

1. Chemotherapy	<i>CSA x 6mw</i>	<i>100000/-</i>
2. Antithymocyte globulin	<i>EPAg x 6mw</i>	<i>100,000/-</i>
3. Antibiotics	<i>—</i>	<i>25,000/-</i>
4. Blood component kits and tests	<i>—</i>	<i>50,000/-</i>
5. Growth factors	<i>—</i>	<i>—</i>
6. Room charges for Isolation	<i>—</i>	<i>25,000/-</i>
7. Post Transplant Immunosuppression	<i>—</i>	<i>—</i>
8. Miscellaneous charges	<i>—</i>	<i>300,000/- (Three lakh only)</i>
9. Total	<i>—</i>	<i>—</i>

This certificate is being issued to avail financial assistance only. Financial assistance may be given on humanitarian grounds. The cheque is to be issued in favour of Patient Treatment Account, AIIMS, New Delhi

Date : _____

डॉ. रishi धवन
Dr. RISHI DHAWAN
सहा आचार्य/Associate Professor
रुधिर विज्ञान विभाग/Deptt. of Hematology
अ.भा.आ.सं., नई दिल्ली/A.I.I.M.S., New Delhi-29

[Signature]
Signature



DEPARTMENT OF HEMATOLOGY

हिमेटोलोजी विभाग

ALL INDIA INSTITUTE OF MEDICAL SCIENCES

अखिल भारतीय आयुर्विज्ञान संस्थान

ANSARI NAGAR, NEW DELHI - 110029

अंसारी नगर, नई दिल्ली-११००२९

TELEPHONE : 011-26594670

Date.....

दिनांक

25/1/24

TO WHOM IT MAY CONCERN

This is to certify that

Patient Name Rafiya Eshal

Age : 3y Gender : F

S/o/D/o/W/o Mohd Rashid

UHID No. 105512907

is suffering from Diagnosis Transfusion Dependent Thalassemia (Post BMT transfusion)

and is under treatment from Department of Hematology, AIIMS. 2nd Allogeneic BMT

It is proposed to treat the patient with Chemotherapy/Immunomodulation/Bone marrow transplantation/Other therapy. This treatment is potentially <https://www.childhelpinghand.org/> The family is poor and cannot afford the treatment.

The approximate cost of the total treatment amount to Rs. 1500,000/-. An approximate breakdown is given under the subheadings listed below. The cost under one subheading may exceed the projected estimate and the excess would then be used from the other subheading.

1. Chemotherapy	<u>600,000/-</u>
2. Antithymocyte globulin ⊖	
3. Antibiotics	<u>200,000/-</u>
4. Blood component kits and tests	<u>100,000/-</u>
5. Growth factors	<u>100,000/-</u>
6. Room charges for Isolation	<u>300,000/-</u>
7. Post Transplant Immunosuppression	<u>1,50,000/-</u>
8. Miscellaneous charges	<u>50,000/-</u>
9. Total	<u>1500,000/- (fifteen lakhs only)</u>

This certificate is being issued to avail financial assistance only. Financial assistance may be given on humanitarian grounds. The cheque is to be issued in favour of Patient Treatment Account, AIIMS, New Delhi

Date : 25/1/24

DR. MUKUL AGGARWAL
Asst. Prof. / Associate Professor
Dept. of Hematology
AIIMS, New Delhi



Signature

अखिल भारतीय आयुर्विज्ञान संस्थान, नई दिल्ली-110029
ALL INDIA INSTITUTE OF MEDICAL SCIENCES, NEW DELHI-110029

नाम Name Pariya उम्र Age 3/F. सर्विस Service दिनांक Date यू.एच.आई.डी. नं. UHID No.
प्रोफेसर इंचार्ज Professor I/C Notes written by D. Swaini

CLINICAL NOTES

25/1/24

To Whomever it may Concern.

Please. process Rs 15 lakh fund via
RAW for the patient
<https://www.childhelpinghand.org/>

↓
She needs ~~1st~~ 2nd Hematopoietic
stem cell transplant. (Bone Marrow
transplant
due to delayed graft-failure.

Swaini
विश्वविद्यालय/Senior Resident
विज्ञान विभाग/Dept of Hematol
आयुर्विज्ञान संस्थान, नई दिल्ली-110029
SR Hemat
8003 87280

PROTOCOL FOR ALLOGENIC BMT FOR RAFIYA EHSAL / UHID - 104220060

Name: RAFIYA EHSAL Age/Sex: 03 yrs/female UHID - 104220060 HT No - 660/23

Ward/ Room: OPW/ 504 509

Date of admission- 17/07/2023

Date of Transplant 3/08/2023

Date of Discharge:

Height: 95 cm

Weight: 12 kg

BSA: 0.56 sqm

Blood group - B positive

HLA: 21795 B: 10/10/2022-AIIMS; By PCR-SSO: A(*01,*01); B(*57,*57); C(*06,*06); DQB1(*04,*04); DRB1(*07,*07); DQA1(*02,*02)

Address Jhansi, Uttar Pradesh, India

Phone- 7652033575

Diagnosis:

THALASSEMIA MAJOR

Modified Lucarelli class II for Allogeneic PBSCT (Matched Sibling Donor)

No Blood Group Incompatibility (Donor/ Recipient: B positive)

Gender Mismatch transplant (male → female)

Brief History:

At 9 months months of age Rafiya's parents noted paleness of child's skin and progressive fatigue. She was evaluated and was detected to have anemia with a hemoglobin less than 5 gm/dl and was started on blood transfusion. An HPLC done at about 1 year 2 months of age outside was suggestive of thalassemia major. After that she developed recurrent anemia requiring transfusion.

She was initially requiring transfusion once in 3-4 months, by 2 years of age she was requiring transfusion every 2 months and at present he is requiring transfusion once every month.

Examination at Presentation (august -2020)

Pallor+ No icterus, cyanosis, clubbing, Lymph node enlargement or oedema.

P/A: spleen 1 cm below left costal margin, Liver 2 cm

Chest: Normal vesicular breath sounds, no adventitious sounds

CVS: S1, S2 normal no added sounds

Nervous System: normal

Transfusion and treatment history-

(A) Transfusion

Patient has been receiving regular transfusion support since 9 months of age. She has received approximately 23 units of PRBC transfusion till date.

(B) Chelation therapy

Her ferritin was being monitored regularly. Her ferritin was below 1000 ng/ml till June 2023 when it became 1260 ng/ml and regular chelation was started.

भारत सरकार
Government of India

मोहम्मद राशिद
Mohammad Rashid
जन्म तिथि/DOB: 20/05/1983
पुरुष/ MALE

Download Date: 13/01/2021

Issue Date: 07/01/2021

6309 5263 9879
VID : 9142 6929 2253 1463

मेरा आधार, मेरी पहचान

भारत सरकार
GOVERNMENT OF INDIA

ज़ीनत तबसुम
Zeenat Tabassum
जन्म तिथि/ DOB: 05/02/1990
महिला / FEMALE

<https://www.childhelpinghand.org/>

4474 6452 0540

मेरा आधार, मेरी पहचान

भारत सरकार
Government of India

रफिया इशल
Rafiyaa Eshal
जन्म तिथि/DOB: 28/03/2020
महिला/ FEMALE

Download Date: 06/08/2021

Issue Date: 31/07/2021

आधार बाल

यह आधार 5 वर्ष की उम्र तक ही वैध है

4829 4933 5615
VID : 9140 3988 6701 9451

मेरा आधार, मेरी पहचान


भारतीय विशिष्ट पहचान प्राधिकरण


Unique Identification Authority of India

पता:
 द्वारा: मोहद सादिक, 480, पुलिस चौकी, प्रेम नगर, झांसी,
 झांसी,
 उत्तर प्रदेश - 284003

Address:
 C/O: Mohd Sadiq, 480, police chouki, prem
 nagar, Jhansi, Jhansi,
 Uttar Pradesh - 284003



6309 5263 9879

VID : 9142 6929 2253 1463

☎ 1947 | ✉ help@uidai.gov.in | 🌐 www.uidai.gov.in


भारतीय विशिष्ट पहचान प्राधिकरण
UNIQUE IDENTIFICATION AUTHORITY OF INDIA

पता:

W/O मोहम्मद राशिद,
 480, सर सैय्यद नगर पुलिस
 चौकी, प्रेम नगर नगरा,
 झांसी, उत्तर प्रदेश - 284003

Address:

W/O Mohammad Rashid, 480,
 sar sayead nagar police chouki,
 prem nagar nagara, jhansi,
 Jhansi Khas, Jhansi,
 Uttar Pradesh - 284003

4474 6452 0540

MERA AADHAAR, MERI PEHACHAN


भारतीय विशिष्ट पहचान प्राधिकरण


Unique Identification Authority of India

पता:
 द्वारा: मोहम्मद राशिद, 480, पुलिस चौकी, प्रेमनगर,
 झांसी, झांसी,
 उत्तर प्रदेश - 284003

Address:
 C/O: Mohammad Rashid, 480, police
 chowky, premnagar, Jhansi, Jhansi,
 Uttar Pradesh - 284003



4829 4933 5615

VID : 9140 3988 6701 9451

☎ 1947 | ✉ help@uidai.gov.in | 🌐 www.uidai.gov.in